

HOT WATER PRESSURE CLEANER CABINET 2,900 PSI @ 21 L/MIN



SKU: 108 HOT200 21S

Sitemaster with foamer Hot for Truck Wash Dual Gun

Sitemaster 200/21

HOT WATER HIGH PRESSURE CLEANER WITH TWIN OUTLETS - ONE FOR HIGH PRESSURE AND ONE AT LOW PRESSURE FOR FOAM

This Hot Water in place system has been specially designed for Transport Industry & Multiuser sites. The twin lance system allows one lance to be dedicated to foam at low pressure, thus stopping the operator from wasting valuable chemicals. Alternatively, both lances can be used at high pressure.

Features

- Twin sets of hose, guns, and lances
- Painted steel structure with stainless steel door (Note: The image shown features the full stainless cabinet, not included in this price)
- Flame control photocell
- Delayed total stop with leakage control
- Automatic bypass valve and safety valve
- Temperature adjustment thermostat (Flow switch and pressure switch).
- Highly efficient stainless steel vertical boiler with ventilation by an independent electric motor
- Water level control float and machine stop in case of lack of water
- Double flange electric motor with elastic coupling
- 24 V Low tension electrical controls
- Magnetothermic overload switch
- Internal acoustic and thermic lagging (anti frost protection)
- Lockable electrical controls.



HOT WATER PRESSURE CLEANER CABINET 2,900 PSI @ 21 L/MIN



Equipment

STANDARD - Two sets of the following









- 10 M HP hose with quick coupling
- 120 cm lance
- Professional gun
- Stainless steel water nozzle

OPTIONAL

- Chimney protection
- Pre-arrangement for remote control
- Sandblasting head
- Rotating nozzle
- Stainless steel cabinet
- Electrical antiscaling system
- Drain pipe kit

Performance

- **Pressure:** 2900 Psi
- **Flow:** 21 L/min
- **Speed:** 1450 Rpm
- **Power:** 230/400 V 50 Hz TRI
- **Temperature:** 30-100

CARATTERISTICHE TECNICHE										TECHNICAL FEATURES			
													
	BAR	PSI	L/MIN	GAL/MIN	MIN °C	MAX °C	HP	KW	RPM	VOLTS	PHASE	CM	KG
SITEMASTER 100/12	100 - 1500	720 - 180	30 - 100	3,0	2,2	1450	230V	50Hz	MONO	2,5		165x55x85	220
SITEMASTER 150/15	150 - 2200	900 - 199	30 - 100	5,5	4,0	1450	230/400V	50Hz	TRI	5,8		165x55x85	220
SITEMASTER 150/21	150 - 2200	1800 - 474	30 - 100	7,5	5,5	1450	230/400V	50Hz	TRI	5,8		165x55x85	220
SITEMASTER 200/15	200 - 2900	900 - 199	30 - 100	7,5	5,5	1450	230/400V	50Hz	TRI	5,8		165x55x85	220
SITEMASTER 200/21	200 - 2900	1800 - 474	30 - 100	10	7,5	1450	230/400V	50Hz	TRI	7,8		165x55x85	230

